

SWITCH CABINET COOLER

Series PROTEMP

PROTEMP 70 M



FEATURES



**Temperatures from
-40°C bis +70°C**



**Indoor, Outdoor &
Offshore- suitable
Protection class IP67**



**Highest power den-
sity with minimal
device-footprint**



**Optimal for all
common enclosure
geometries**

DATA SHEET CONTENT

Number	Content	Page
1	Technical specifications	2
2	Variants and order codes	2
3	Connector assignment	3
4	Performance diagrams	3
5	Dimensions	4 & 5
6	Accessories	6
7	Certificates and notes	7

YOUR PARTNER FOR THERMOELECTRIC SOLUTIONS

SWITCH CABINET COOLER

Series PROTEMP

PROTEMP 70 M | AA-70M-24-NN4-XXX-DNPT

1 TECHNICAL SPECIFICATION

General data

Dimensions [HxWxD]	170 x 130 x 167 mm
Weight	ca. 2.7 kg
Material outer side (Warm-side)	1.4404 -V4A, optionally powder coated in RAL7035
Life expectancy	40.000 h (L10 lifespan at +60°C operational temperature)
Supply voltage	24 V
Input power	108 W
Noise emission	53 dB
Max. input current	6.0 A
Rated current	4.4 A
Operating temperature range	-40 °C bis +70 °C
Storage temperature range	-40 °C bis +70 °C
Recommended pre-fuse	1x 8 A Typ B

Cooling and tempering

Cooling capacity (L35 / L35)	74 W
Heating operation possible	yes
Heating capacity	approx. 180 W

IP-protection and safety features

Protection class outer side (warm-side)	IP67
Protection class inner side (cold-side)	IP20 (inner fans with protection class IP55)
Temperature switch, warm-side	Bimetal switch NC, 250 V-AC 5A, 24V-DC 10A The Alarm can be configured as safety shut-off or as fault message
Switch-point temperature switch	+90°C

2 VARIANTS AND ORDER CODES

PROTEMP 70 M | Cabinet cooler

Variant	Art. Nr.	Device-Code	Description
COMPACT - RAL	005955	AA-70M-24-NN4-SCR-DNPT	Small footprint for optimal integration
OUTDOOR - V4A	005956	AA-70M-24-NN4-SOV-DNPT	Robust V4A-outer hood
OUTDOOR - RAL	005957	AA-70M-24-NN4-SOV-DNPT	Robust outer hood powder-coated in RAL7035
OUTDOOR - V4A	006642	AA-70M-24-NN4-SSV-DNPT	Robust V4A-outer hood, resistent to salt spray

SWITCH CABINET COOLER

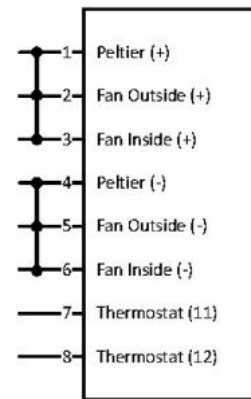
Series PROTEMP

PROTEMP 70 M | AA-70M-24-NN4-XXX-DNPT

3 CONNECTOR ASSIGNMENT

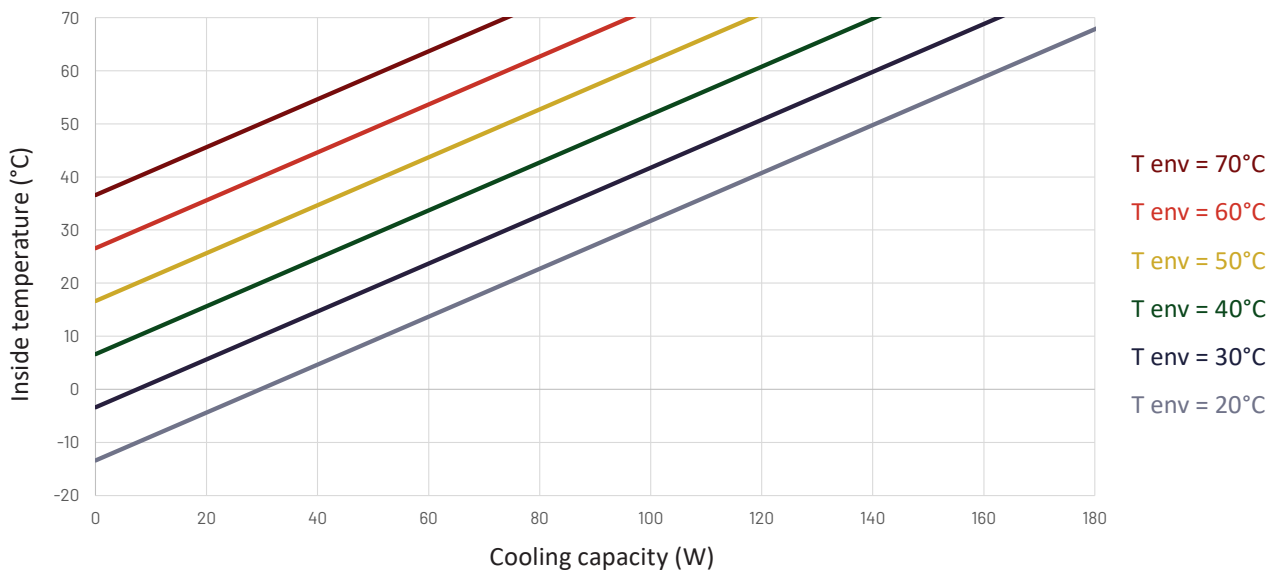
OVERVIEW

Terminal	Terminal assignment
1	Peltier +
2	Outer fans +
3	Inner fans +
4	Peltier -
5	Outer fans -
6	Inner fans -
7	Alarm
8	Alarm



Bridged terminals are equipped with Wago 231-902 bridges from the factory & must be customized by the customer. The maximum wire diameter is 1,5 mm² when bridged and 2.5 mm² without bridge.

4 PERFORMANCE DIAGRAM



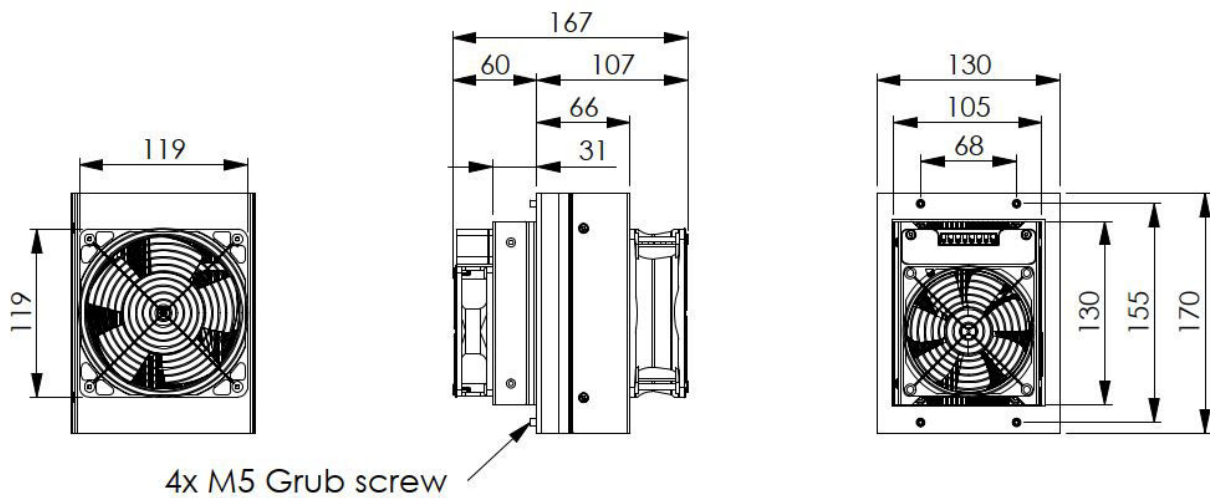
SWITCH CABINET COOLER

Series PROTEMP

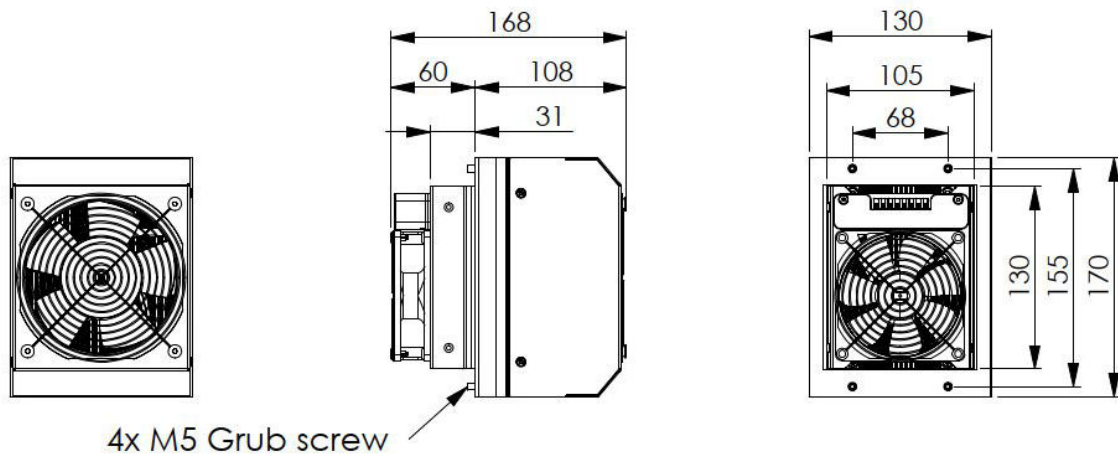
PROTEMP 70 M | AA-70M-24-NN4-XXX-DNPT

5 DIMENSIONS

MAIN DIMENSIONS VARIANT COMPACT



MAIN DIMENSIONS VARIANT OUTDOOR



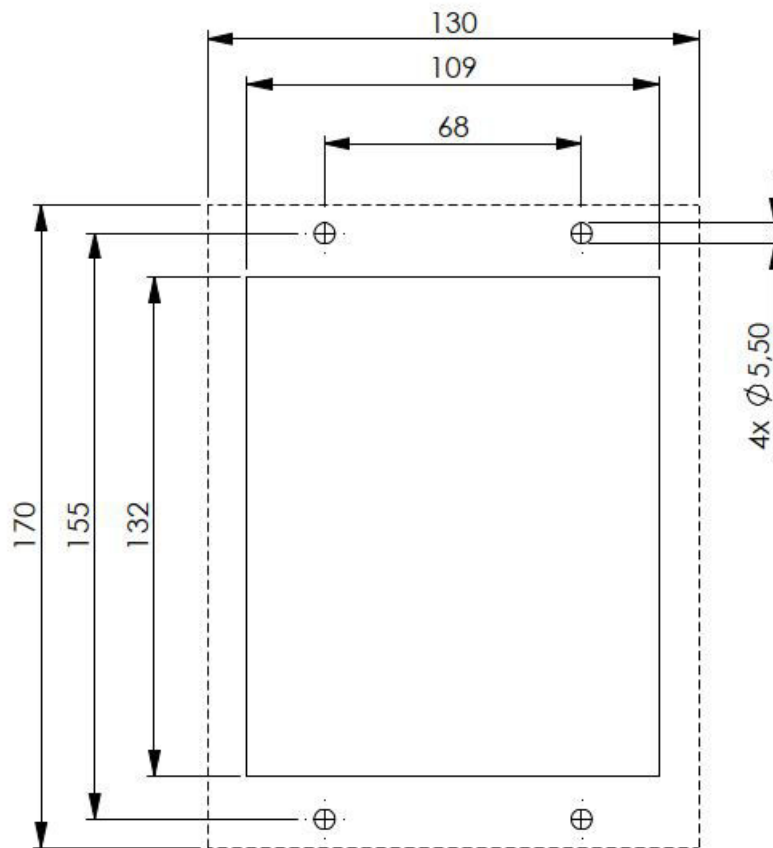
SWITCH CABINET COOLER

Series PROTEMP

PROTEMP 70 M | AA-70M-24-NN4-XXX-DNPT

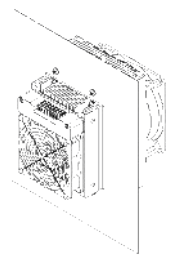
5 DIMENSIONS

CUT-OUT



NOTES ON INSTALLATION

In principle, the position and mounting orientation of the device are freely selectable. However, when installing the device in a side or rear wall or in the door of the switch cabinet, it is recommended to align the device in such a way that the connection terminals are located at the top. Please also refer to the installation instructions in the operating manual.



YOUR PARTNER FOR THERMOELECTRIC SOLUTIONS

SWITCH CABINET COOLER

Series PROTEMP

PROTEMP 70 M | AA-70M-24-NN4-XXX-DNPT

6 ACCESSORIES



Power supply - 006047

DIN rail power supply NDR-120-24
Manufacturer: MeanWell

Compact DIN rail power supply unit
for a reliable power supply to the
Peltier housing cooler



Power supply - 358

Screw mount power supply
HLG-120H-24
Manufacturer: MeanWell

Sealed LED power supply unit with
high IP protection, which is also
suitable for outdoor installation.



Peltier control - 11

Compact Peltier controller SCC-003-A for top-hat rail mounting.
Enables heating and cooling operation of the devices via an integrated H-bridge.



Thermostat - 004815

Compact top-hat rail thermostat for
simple control of the Peltier cooler
for use in cooling mode.



Stacking frame - 006094

The stacking frame prevents the
device from protruding into the
housing.
Ideal for applications where space is
particularly limited.



Condensate drainage - 005920

The condensate drainage channel
reliably collects condensate on the
cold side and prevents corrosion
and damage to the housing.



Condensate drainage - 005795

KAE-36 drainage element for the
safe removal of condensate from
the housing.
IP68 protected and therefore suitable for outdoor areas.
Mounted on the base of the enclosure.



Condensate drainage - 005806

KAE-36-VENT Drainage element with
integrated pressure equalization for
safe drainage of condensate from
the enclosure - IP68 protected.
Mounted on the base of the enclosure.



Condensate drainage - 005570

KAE-4 drainage element for the safe
removal of condensate from the
housing.
IP68 protected.
Space-saving installation from the
inside.
Drainage via side housing wall.



Condensate drainage - 005822

KAE-4-VENT drainage element for
safe drainage of condensate from
the housing with integrated pressure
equalization & IP68 protection
Space-saving installation from the
inside.
Drainage via side housing wall.

SWITCH CABINET COOLER
Series PROTEMP

PROTEMP 70 M | AA-70M-24-NN4-XXX-DNPT

7 CERTIFICATES AND NOTES

CERTIFICATES



NOTES

For the product „DR.NEUMANN Peltier-switch cabinet cooler PROTEMP 70 M“ the CE label is issued on the basis of the Directive 2014/30/EU of the Council of the European Community of 26 February 2014 on the approximation of the laws of the Member States relating to communication equipment, including the mutual recognition of their conformity.

The product „DR.NEUMANN Peltier-switch cabinet cooler PROTEMP 70 M“ as described here meets the requirements for CE labeling:

Interference immunity according to EN 50082-2

Electromagnetic compatibility generic standards interference immunity

Radio interference suppression according to EN 55022 Class A

Electromagnetic compatibility of information processing and telecommunications equipment

Electrical safety according to EN 60950

Safety of information technology equipment including electrical office machines

This device is intended for use in industrial environments. The interference immunity and interference emission comply with the guidelines for industrial equipment. When used in residential and business areas, interference with other devices (e.g. radio) may occur under certain circumstances. The operator must independently ensure that no third party is affected by possible interference.

This declaration is made responsibly for the manufacturer

DR. NEUMANN Peltier-Technik GmbH

Gautinger Straße 45
82061 Neuried, DE